

For payment of fees, kindly visit <https://www.feepayr.com>



The screenshot shows the Feepayr website interface. At the top center is the logo for 'feepayr' with the tagline 'Pay Fees Anytime, Anywhere'. The main heading on the left reads 'Start Using Feepayr Now!'. Below this, a dark blue rounded rectangle contains two bullet points: 'Best online fee collection platform for educational campuses.' and 'Because of COVID 19, payment gateway and Bank servers have very heavy load. In case you experience a slow response, please try again after some time. For best experience, please try between 6pm to 11pm.' At the bottom of this rectangle is the text '- Team Feepayr & Payment gateways'. On the right side, there is a form titled 'Institute Type' with a dropdown menu set to 'Please Select'. Below the dropdown are two radio buttons for 'Mobile' (selected) and 'Email'. A text input field is labeled 'Enter your registered number'. A green button labeled 'Send OTP' is positioned below the input field. At the bottom right, there are five social media icons: Facebook, Twitter, LinkedIn, Google+, and Email.

**feepayr**   
Pay Fees Anytime, Anywhere

# Start Using Feepayr Now!

- Best online fee collection platform for educational campuses.
- Because of COVID 19, payment gateway and Bank servers have very heavy load. In case you experience a slow response, please try again after some time. For best experience, please try between 6pm to 11pm.

- Team Feepayr & Payment gateways


Institute Type

Please Select 

Mobile  Email

Enter your registered number

Send OTP

SELECT **INSTITUTE TYPE** THEN ENTER YOUR **REGISTERED NO**  
CLICK ON **SEND OTP**

The screenshot shows the Feepayr registration interface. At the top center is the Feepayr logo with the tagline "Pay Fees Anytime, Anywhere". On the left, a dark blue banner contains the text "Start Using Feepayr Now!" and two bullet points: "Best online fee collection platform for educational campuses." and "Because of COVID 19, payment gateway and Bank servers have very heavy load. In case you experience a slow response, please try again after some time. For best experience, please try between 6pm to 11pm." Below this is the text "- Team Feepayr & Payment gateways". On the right, the registration form is displayed. It includes a dropdown menu for "Institute Type" with "College" selected, radio buttons for "Mobile" (selected) and "Email", an input field for "Registered No" containing "0000000000", and a green "Send OTP" button. At the bottom right are social media icons for Facebook, Twitter, LinkedIn, Google+, and Email. Red boxes highlight the "Institute Type" dropdown, the "Registered No" input field, and the "Send OTP" button.

**feepayr**   
Pay Fees Anytime, Anywhere

## Start Using Feepayr Now!

- Best online fee collection platform for educational campuses.
- Because of COVID 19, payment gateway and Bank servers have very heavy load. In case you experience a slow response, please try again after some time. For best experience, please try between 6pm to 11pm.

- Team Feepayr & Payment gateways




**Institute Type**

College

Mobile  Email

0000000000

Send OTP

ENTER YOUR **OTP** AND CLICK ON **SUMBIT**



The screenshot shows the Feepayr website interface. At the top center is the logo for "feepayr" with the tagline "Pay Fees Anytime, Anywhere". On the left side, there is a large heading "Start Using Feepayr Now!". Below this heading is a dark blue rounded rectangle containing two bullet points and a footer line. On the right side, there is a login form with a text input field containing "100424", a "Previous" button, and a "Submit" button. A red box highlights the input field and the "Submit" button. Below the form are five social media icons: Facebook, Twitter, LinkedIn, Google+, and Email.

**feepayr**   
Pay Fees Anytime, Anywhere


# Start Using Feepayr Now!

- Best online fee collection platform for educational campuses.
- Because of COVID 19, payment gateway and Bank servers have very heavy load. In case you experience a slow response, please try again after some time. For best experience, please try between 6pm to 11pm.

- Team Feepayr & Payment gateways

100424


Previous Submit

# CLICK ON EYE BUTTON




The screenshot shows the Feepayr website interface. At the top center is the Feepayr logo with the tagline "Pay Fees Anytime, Anywhere". On the left, a large white text overlay reads "Start Using Feepayr Now!". Below this, a dark blue rounded rectangle contains two bullet points and a signature line. On the right, a table with three columns is visible. The middle row of the table has an eye icon in its first column, which is circled in green. A red arrow points from the "Start Using Feepayr Now!" text to this eye icon.


**feepayr**   
Pay Fees Anytime, Anywhere


## Start Using Feepayr Now!


- Best online fee collection platform for educational campuses.
- Because of COVID 19, payment gateway and Bank servers have very heavy load. In case you experience a slow response, please try again after some time. For best experience, please try between 6pm to 11pm.

- Team Feepayr & Payment gateways


Name	Institute Name	Class / Course
		
 TEST TEST MLDC	M. L. DAHANUKAR COLLEGE OF COMMERCE	FYBCOM
		

  
Make Payment

  
Fees Receipt


  
My Payment Status

 **Note!** Payment will be reflected within 24 hours after making online payment!

 **Note!** If Payment is not reflected on portal within 24 hours, Go to My Payment Status and verify your payment!

### Pending Payments

ACTION	FEES TYPE	COURSE	TOTAL FEES DUES	CURRENT DUE FEES	AMOUNT BEING PAID
<input checked="" type="checkbox"/>	Admission Fee 	FYBCOM SEM 1	6065	6065	6065.00
				<b>TOTAL PAYABLE</b>	<b>6065.00</b>

 Pay Now

# CLICK ON **PAY NOW**



Make Payment



Fees Receipt



My Payment Status



**Note!** Payment will be reflected within 24 hours after making online payment!



**Note!** If Payment is not reflected on portal within 24 hours, Go to My Payment Status and verify your payment!

## Pending Payments

ACTION	FEES TYPE	COURSE	TOTAL FEES DUES	CURRENT DUE FEES	AMOUNT BEING PAID
<input checked="" type="checkbox"/>	Admission Fee	FYBCOM SEM 1	6065	6065	6065.00
<b>TOTAL PAYABLE</b>					<b>6065.00</b>

Pay Now

# CLICK ON PROCEED TO PAYMENT

The image shows a 'Fees Breakup' dialog box with the following content:

Fees Breakup	
Amount	6065
You are paying:	6065 Rs.
<b>Proceed to Payment</b>	Cancel

Background text includes: 'hours aft', 'ected on port', 'URSE', 'FEES', 'BCOM SEM 1', and '6065'.

# CHOOSE YOUR **PAYMENT TYPE** AND PROCEED TO MAKE PAYMENT

The screenshot displays a web browser window with the URL `test.ccavenue.com/transaction/transaction.do?command=initiateTransaction`. The page features the HDFC Bank logo and a SmartHub icon. A red banner at the top indicates a time limit: "Time left to complete transaction 14:57 mins".

**Billing Information**

- Amount: **INR 20.00**
- Order No: **3387353**
- Merchant: M L DAHANUKAR COLLEGE OF COMMERCE DEGREE
- Website: <http://demosplit.feepayr.com>

**PAY WITH** (dropdown menu)

**INR 20.00**  
Payable Amount

At the bottom right, there is a "Privacy - Terms" link with a circular arrow icon.

The Windows taskbar at the bottom shows the search bar, task view, and various application icons. The system tray displays the time as 13:19, date as 02-06-2022, and temperature as 32°C.



# PAYMENT SUCCESSFUL



M. L. DAHANUKAR COLLEGE OF COMMERCE

TEST TEST2 TEST1 | ID: 3725325



Make Payment



Fees Receipt



My Payment Status



Yeah!

**Payment Success**

TEST TEST2 TEST1, we have processed payment of Rs.20 successfully.

**Transaction ID :** 311008371210.

**Thank You!**

Please Wait.. **7 secs**

# PRINT THE RECEIPT



M. L. DAHANUKAR COLLEGE OF COMMERCE

TEST TEST2 TEST1 | ID: 3725325



Make Payment



Fees Receipt



My Payment Status

## Completed Payments

FEES TYPE	AMOUNT	PAYMENT DATE/TIME	ACKNOWLEDGEMENT RECEIPT	RECEIPT DATE/TIMER	DETAILED RECEIPT
Other/Misc Fee	20	02/06/2022 1:19PM	<a href="#">PRINT ACKNOWLEDGEMENT</a>	NA	
Other/Misc Fee	10	02/06/2022 11:29AM	<a href="#">PRINT ACKNOWLEDGEMENT</a>	02/06/2022 11:29AM	<a href="#">PRINT</a>

[Print](#)

After successful payment of fees, you will receive a message on how to get your Username and Password